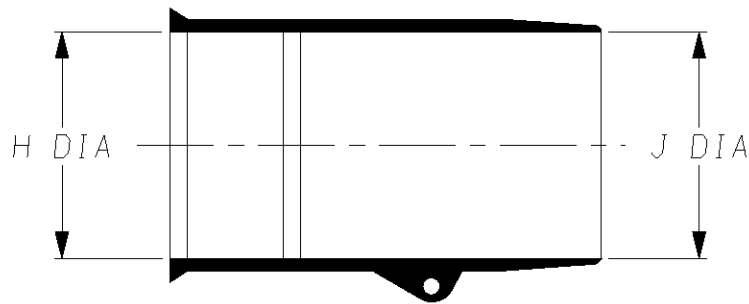
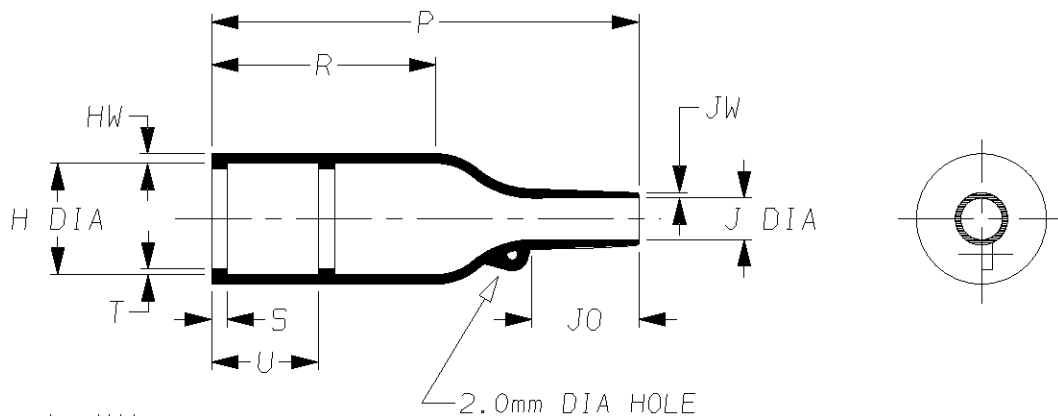


202K1**-*-01

a) Part as supplied.



b) Part after unrestricted recovery.


 DIMENSIONS in millimetres
(in inches, for reference)

Part No.	H		J		P	R	S	T	U	JO	HW	JW
	Min a	Max b	Min a	Max b	±10% b	±10% b	±10% b	±10% b	±10% b	±10% b	±20% b	±20% b
202K121**-01	24 (0.94)	10.4 (0.41)	24 (0.94)	5.6 (0.22)	26 (1.02)	9 (0.35)	3.0 (0.12)	1.0 (0.04)	①	8.5 (0.33)	1.6 (0.06)	0.9 (0.04)
202K132**-01	30 (1.18)	14.2 (0.56)	30 (1.18)	5.9 (0.23)	43 (1.69)	20 (0.79)	3.0 (0.12)	1.0 (0.04)	①	11.5 (0.45)	1.8 (0.07)	1.0 (0.04)
202K142**-01	31 (1.22)	18.0 (0.71)	31 (1.22)	7.1 (0.28)	47 (1.85)	15 (0.59)	3.0 (0.12)	1.0 (0.04)	①	17.0 (0.67)	1.8 (0.07)	1.0 (0.04)
202K153**-01	36 (1.42)	22.4 (0.88)	36 (1.42)	8.4 (0.33)	60 (2.36)	22 (0.87)	3.0 (0.12)	1.0 (0.04)	①	19.5 (0.77)	2.0 (0.08)	1.0 (0.04)
202K163**-01	43 (1.69)	28.2 (1.11)	43 (1.69)	9.9 0.39	79 (3.11)	41 (1.6)	3.0 (0.12)	1.7 (0.07)	20 (0.79)	21.0 (0.83)	2.2 (0.09)	1.0 (0.04)
202K174**-01	60 (2.36)	35.1 (1.38)	60 (2.36)	15.7 (0.62)	110 (4.33)	52 (2.05)	3.0 (0.12)	1.7 (0.07)	20 (0.79)	39.0 (1.54)	3.2 (0.13)	1.5 (0.06)
202K185**-01	66 (2.60)	44.5 (1.75)	66 (2.60)	16.8 (0.66)	150 (5.91)	70 (2.76)	3.0 (0.12)	2.0 (0.08)	20 (0.79)	51.5 (2.03)	3.8 (0.15)	2.0 (0.08)

#

This is a trimmed variant

Modified dimensions are shown thus:- #

Drawn A.LILLEY. Checked

Issue 5

Date April 2007

Conforms to ISO Recommendations

3rd Angle Projection

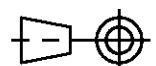
Not to Scale


Approval

Design

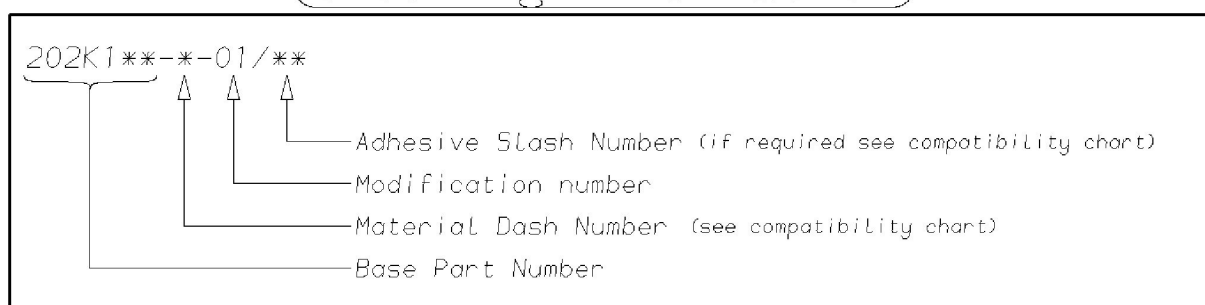
MKTG.

Q.A.



 Specification Control Drawing		Part Number 202K1**-*-01 Issue 5	
Iss.	Date	E.C.R. No.	Details of Change
2	October 2007	****	Redrawn
3	October 2002	CR02-HM-0001	202K121, JW was 0.5
4	April 2007	CR07-HM-010	Document title was 202K121 thru 185-*-01

(Ordering Information)



(COMPATIBILITY CHART)

Material Dash Number	Material Description	SPEC Number	Coating Slash Number
-3	POLYOLEFIN, SEMI-RIGID	RT-301, RK-6703	/42, /86, /180
-4	POLYOLEFIN, FLEXIBLE	RT-1304 RT-1050	/42, /86, /180
-6	SILICON	RT-602, RK-6706	N/A
-25	ELASTOMER, FLUID RESISTANT	RT-1325, RK-6713	/42, /86, /225
-130	POLYOLEFIN, COMMERCIAL FLEXIBLE	RW-2008	/42

NOTES

- ① Dimension U does not apply on sizes 202K121 thru 202K153.
- ② If eyelet clip (000W212) is required with part then add CS-1858 to description (i.e. 202K132-3-01-CS-1858-0).
- ③ As supplied dimensions are for uncoated parts, when coating is added entry diameters will reduce by 1.5mm Max.

Hilltop-Products Ltd
 Kirkstead Way
 Golborne
 Warrington
 WA3 3PY

www.Hilltop-Products.co.uk
 Email: Sales@hilltop-Products.co.uk
 Phone: 01942 723101